

Republic of the Philippines  
**GUBAT WATER DISTRICT**  
 Gubat, Sorsogon


**Statement of Income and Expense Budget**  
 C.Y. 2015

<b>Income</b>	<b>Annually</b>	<b>Monthly</b>
Income from Waterworks System	P 19,334,090.00	1,611,174.17
Fines Penalties- Business Income	870,034.00	72,502.83
Other Business Income	771,200.00	64,266.67
Interest Income	8,000.00	666.67
<b>Total Income</b>	<b>P 20,983,324.00</b>	<b>1,748,610.33</b>
<b>Less: Expenses</b>		
<b>Personal Services</b>		
Salaries & Wages - Regular	5,461,116.00	455,093.00
Salaries & Wages - Contractual	499,200.00	41,600.00
Personnel Economic Relief Allowance(PERA)	654,000.00	54,500.00
Representation Allowance ( RA )	102,000.00	8,500.00
Transportation Allowance ( TA )	102,000.00	8,500.00
Clothing Allowance	163,000.00	13,583.33
Productivity Incentive Allowance	54,000.00	4,500.00
Other Bonuses & Allowances	249,000.00	20,750.00
Longevity Pay	20,000.00	1,666.67
Cash Gift	175,000.00	14,583.33
Year-End Bonus	506,878.00	42,239.83
Life & Retirement Insurance Contributitons	655,333.92	54,611.16
Pag-ibig Contributions	32,700.00	2,725.00
Philhealth Contributions	66,187.50	5,515.63
ECC Contributions	32,700.00	2,725.00
Terminal Leave Benefits	227,727.00	18,977.25
Other Personnel Benefits	11,600.00	966.67
<b>Total Personal Services</b>	<b>9,012,442.42</b>	<b>751,036.87</b>
<b>Maintenance &amp; Other Operating Expenses</b>		
Traveling Expense- Local	117,696.00	9,808.00
Training Expenses	5,000.00	416.67
Office Supplies Expenses	102,000.00	8,500.00
Accountable Forms Expenses	84,176.00	7,014.67
Gasoline, Oil & Lubricants Expenses	603,681.00	50,306.75
Medical, Dental and Laboratory Expenses	74,500.00	6,208.33
Water Expenses	1,065,000.00	88,750.00
Electricity Expenses	2,046,000.00	170,500.00
Postage and Deliveries	1,200.00	100.00
Telephone Expenses- Landline/Mobile	24,000.00	2,000.00
Internet Expenses	11,988.00	999.00
Cable, Satellite, Telegraph & Radio Expenses	3,600.00	300.00
Membership, Dues & Contribution to Org.	32,024.00	2,668.67
Advertising Expenses	18,000.00	1,500.00
Printing, Binding & Reproduction Expenses	70,000.00	5,833.33
Rent Expenses	120,000.00	10,000.00
Representation Expenses	120,000.00	10,000.00
Transportation & Delivery Expenses	8,235.00	686.25
Legal Services	41,000.00	3,416.67
Auditing Expenses	87,158.54	7,263.21
Council/Board Members Allow. & Other Benefits	426,000.00	35,500.00
Repairs & Maint.-Other Structures	35,000.00	2,916.67
Repairs & Maint.-Office Buildings	50,000.00	4,166.67
Repairs & Maint.-Office Equipment	6,000.00	500.00
Repairs & Maint.-Furniture & Fixtures	1,000.00	83.33
Repairs & Maint.-IT Equipment & Software	12,000.00	1,000.00
Repairs & Maint.-Machinery	24,000.00	2,000.00
Repairs & Maint.-Other Machinery & Equipment	72,000.00	6,000.00
Repairs & Maint.-Motor Vehicles	91,320.00	7,610.00
Repairs & Maint.-Other Transportation Equipt.	32,200.00	2,683.33
Repairs & Maint.-OPPE	2,000.00	166.67
Repairs & Maint.-IWSS	200,000.00	16,666.67
Extraordinary Expenses	22,000.00	1,833.33
Miscellaneous Expenses	72,000.00	6,000.00
Taxes, Duties and Licenses	495,167.00	41,263.92
Fidelity Bond Premiums	15,000.00	1,250.00
Insurance Expenses	25,000.00	2,083.33
Depreciation	1,968,000.00	164,000.00
Bad Debts Expense	137,086.00	11,423.83
Other Maintenance & Operating Expenses	3,800.00	316.67
<b>Maintenance &amp; Other Operating Expenses</b>	<b>8,324,831.54</b>	<b>693,735.96</b>
<b>Financial Expenses</b>		
Interest Expenses	2,930,419.00	244,201.58
<b>Total Financial Expenses</b>	<b>2,930,419.00</b>	<b>244,201.58</b>
<b>Total Expenses</b>	<b>20,267,692.96</b>	<b>1,688,974.41</b>
<b>Net Income ( Loss )</b>	<b>715,631.04</b>	<b>59,635.92</b>


Prepared By:

  
 LEONIDA D. ESTOLONIO  
 Accounting Processor B

Recommended By:

  
 SALVADOR F. VILLARROYA JR.  
 General Manager

Noted By:

  
 Dr. RUBEN E. LELIS  
 BOD- Chairman

Republic of the Philippines  
**GUBAT WATER DISTRICT**  
Gubat, Sorsogon

**Statement of Income and Expense Budget**  
( COMPARATIVE INCOME STATEMENT )

	2015	2014	Over(Under)%
<b>Income</b>			
Income from Waterworks System	P 19,334,090.00	19,474,599.96	-0.72%
Fines Penalties- Business Income	870,034.00	876,357.00	-0.72%
Other Business Income	771,200.00	692,000.00	11.45%
Interest Income	8,000.00	10,500.00	-23.81%
<b>Total Income</b>	P 20,983,324.00	21,053,456.96	-0.33%
<b>Less: Expenses</b>			
<b>Personal Services</b>			
Salaries & Wages - Regular	P 5,461,116.00	5,379,948.00	1.51%
Salaries & Wages - Contractual	499,200.00	426,000.00	17.18%
Personnel Economic Relief Allowance(PERA)	654,000.00	648,000.00	0.93%
Representation Allowance ( RA )	102,000.00	102,000.00	0.00%
Transportation Allowance ( TA )	102,000.00	102,000.00	0.00%
Clothing Allowance	163,000.00	159,000.00	2.52%
Productivity Incentive Allowance	54,000.00	54,000.00	0.00%
Other Bonuses & Allowances	249,000.00	162,000.00	53.70%
Longevity Pay	20,000.00	30,000.00	-33.33%
Cash Gift	175,000.00	160,000.00	9.38%
Year-End Bonus	506,878.00	488,618.00	3.74%
Life & Retirement Insurance Contributions	655,333.92	645,593.76	1.51%
Pag-ibig Contributions	32,700.00	32,400.00	0.93%
Philhealth Contributions	66,187.50	63,450.00	4.31%
ECC Contributions	32,700.00	32,400.00	0.93%
Terminal Leave Benefits	227,727.00	177,727.12	28.13%
Other Personnel Benefits	11,600.00	11,600.00	0.00%
<b>Total Personal Services</b>	P 9,012,442.42	8,674,736.88	3.89%
<b>Maintenance &amp; Other Operating Expenses</b>			
Traveling Expense- Local	P 117,696.00	145,464.00	-19.09%
Training Expenses	5,000.00	5,000.00	0.00%
Office Supplies Expenses	102,000.00	102,000.00	0.00%
Accountable Forms Expenses	84,176.00	72,176.00	16.63%
Gasoline, Oil & Lubricants Expenses	603,681.00	603,681.00	0.00%
Medical, Dental and Laboratory Expenses	74,500.00	74,500.00	0.00%
Water Expenses	1,065,000.00	825,000.00	29.09%
Electricity Expenses	2,046,000.00	2,824,800.00	-27.57%
Postage and Deliveries	1,200.00	1,200.00	0.00%
Telephone Expenses- Landline/Mobile	24,000.00	24,000.00	0.00%
Internet Expenses	11,988.00	11,988.00	0.00%
Cable, Satellite, Telegraph & Radio Expenses	3,600.00	3,600.00	0.00%
Membership, Dues & Contribution to Org.	32,024.00	17,446.00	83.56%
Advertising Expenses	18,000.00	18,000.00	0.00%
Printing, Binding & Reproduction Expenses	70,000.00	10,000.00	600.00%
Rent Expenses	120,000.00	-	
Representation Expenses	120,000.00	120,000.00	0.00%
Transportation & Delivery Expenses	8,235.00	8,235.00	0.00%
Legal Services	41,000.00	41,000.00	0.00%
Auditing Expenses	87,158.54	87,158.54	0.00%
Council/Board Members Allow. & Other Benefits	426,000.00	426,000.00	0.00%
Repairs & Maint.-Other Structures	35,000.00	35,000.00	0.00%
Repairs & Maint.-Office Buildings	50,000.00	35,000.00	42.86%
Repairs & Maint.-Office Equipment	6,000.00	6,000.00	0.00%
Repairs & Maint.-Furniture & Fixtures	1,000.00	1,000.00	0.00%
Repairs & Maint.-IT Equipment & Software	12,000.00	12,000.00	0.00%
Repairs & Maint.-Machinery	24,000.00	24,000.00	0.00%
Repairs & Maint.-Other Machinery & Equipment	72,000.00	72,000.00	0.00%
Repairs & Maint.-Motor Vehicles	91,320.00	63,320.00	44.22%
Repairs & Maint.-Other Transportation Equip.	32,200.00	28,600.00	12.59%
Repairs & Maint.-OPPE	2,000.00	2,000.00	0.00%
Repairs & Maint.-IWSS	200,000.00	150,000.00	33.33%
Extraordinary Expenses	22,000.00	22,000.00	0.00%
Miscellaneous Expenses	72,000.00	72,000.00	0.00%
Taxes, Duties and Licenses	495,167.00	496,569.14	-0.28%
Fidelity Bond Premiums	15,000.00	15,000.00	0.00%
Insurance Expenses	25,000.00	25,000.00	0.00%
Depreciation	1,968,000.00	1,773,824.82	10.95%
Bad Debts Expense	137,086.00	100,951.86	35.79%
Other Maintenance & Operating Expenses	3,800.00	3,800.00	0.00%
<b>Maintenance &amp; Other Operating Expenses</b>	P 8,324,831.54	8,359,314.36	-0.41%
<b>Financial Expenses</b>			
Interest Expenses	2,930,419.00	3,119,476.59	-6.06%
<b>Total Financial Expenses</b>	2,930,419.00	3,119,476.59	-6.06%
<b>Total Expenses</b>	20,267,692.96	20,153,527.83	0.57%
<b>Net Income ( Loss )</b>	P 715,631.04	899,929.13	-20.48%


Prepared By:

  
LEONIDA D. ESTOLONIO  
Accounting Processor B

Recommended By:

  
SALVADOR F. VILLARROJA JR.  
General Manager

Noted By:

  
Dr. RUBEN E. LELIS  
BOD- Chairman

Republic of the Philippines  
**GUBAT WATER DISTRICT**  
Gubat, Sorsogon  
**Cash Flow Statement Budget**  
C.Y. 2015

**Cash Flow from Operating Activities**

**Cash Inflows:**

Collection of Receivables - Water Bills	21,701,075.59
Collection of Other Business Income	771,200.00
Other Receipts	480,000.00
Collection from Interest Income	8,000.00

**Total Cash Inflows**

22,960,275.59

**Cash Outflows:**

Payment of Personal Services Expenses	9,631,646.42
Payment of Utility Expenses	3,111,000.00
Payment of Maintenance & Other Operating Expenses	3,018,745.54
Payment of Payables to Suppliers	1,128,851.44
Payment of Prepaid Expenses	40,000.00

**Total Outflows**

16,930,243.40

**Total Cash Provided ( Used ) By Operating Activities**

6,030,032.19

**Cash Flow from Investing Activities**

Interest Income from Sinking Fund	4,000.00
-----------------------------------	----------

**Total Cash Inflows**

4,000.00

**Cash Outflows:**

Purchase of construction materials and PPE	1,297,895.80
--	--------------

**Total Cash Outflows**

1,297,895.80

**Total Cash Provided ( Used ) By Investing Activities**

(1,293,895.80)

**Cash Flow from Financing Activities**

**Cash Inflow from Financing**

-

**Cash Outflows:**

Payment of Domestic Loans	4,678,296.00
---------------------------	--------------

**Total Cash Provided ( Used ) by Financing Activities**

(4,678,296.00)

**Cash Provided ( Used ) by Operating, Investing & Financing Activities**

57,840.39

**Cash and Cash Equivalents-Ending**

57,840.39

Prepared By:

  
LEONIDA D. ESTOLONIO  
Accounting Processor B

Recommended By:

  
SALVADOR F. VILLARROYA JR.  
General Manager

Noted By:

  
Dr. RUBEN E. LELIS  
BOD- Chairman